

# PUREAIRO DSC 90S

## APPLICATION

The PureAiro DSC 90S dehumidifier is designed specifically for crawl spaces and basements. Low noise level, great COP, 3.25 L/LKM(220V/50Hz) and huge capacity 90 L at AHAM condition. The PureAiro DSC 90S supplements the air conditioning system in the summertime and maintains humidity levels balanced of the year.

The PureAiro DSC 90S with horizontal configuration and unique dual airflow outlets makes it an ideal solution for basements and crawl spaces. Installation flexibility makes the unit ideal for almost any application. No conventional dehumidifier can perform as efficiently and effectively in basements and crawl spaces as PureAiro DSC 90S. It is the best choice for residential work and restoration jobs, and suitable for household, shops, storage areas, industrial institutions and garage applications etc.

The remote humidistat design makes this unit an ideal choice for places where remote sensing and controlling is required. Optional duct mounting flanges reduce the installation time when connecting to an existing/new ducting systems.

## KEY DESIGN FEATURES

- Hot Gas Valve Defrosting System
- Super COP
- 3.25 L/Kwh(220V / 50Hz)
- Through pipe drainage
- Coated Coils with Stainless Side Plate
- Quick Access and Main Board
- Smallest Size
- HVAC Remote System

## ADDITIONAL FEATURES

- Engineered for low temperature operation and the air flow issues that crawl spaces present
- Ducting options for divided spaces
- Remote Control equipped


**CRAWL SPACE DEHUMIDIFIER >>>>**



Drainage



Return Duct Kit



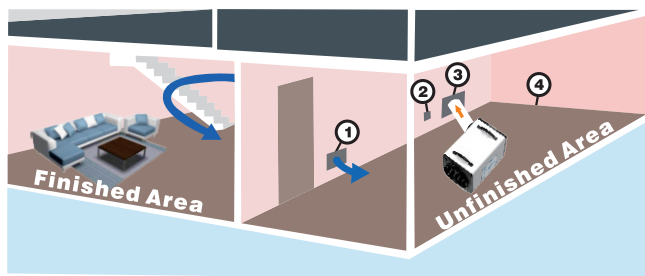
Clean Air Filter



Wrinkle free tube



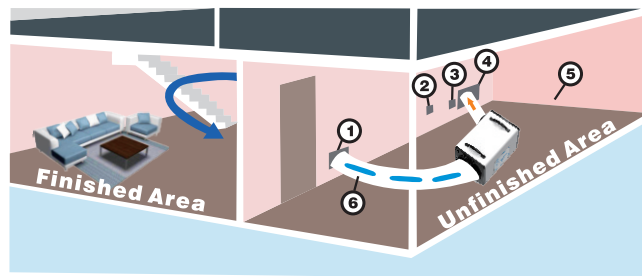
## INSTALLTION OF A PUREAIRO DSC 90S WITH A SUPPLY KIT ONLY



1. Passive Return Vent
2. Remote Control(Mounts on opposite Wall in Finished Area, Energize the sensor on Remote Control)
3. Supply Grill
4. Supply/Discharge Duct Work

- Place the PureAiro DSC 90S in unfinished area of the basement near a drain access.
- Connecting the Duct Tube on Collar, supply the dry air from the dehumidifier to a large and open area in finished section of the basement.
- Place a return grill / passive vent on the other side of the wall that separates the finished and unfinished areas. This will allow circular air flow go through the basement.
- The passive grill will prevent the unfinished room from being placed under a negative pressure and also allow the dehumidifier to focus on keeping the unfinished area dry as well.
- The Remote Control can be used For normal Retome function,to insulate the Noise of Unit,and Also can be used at the Sensor Switch,you can choose the humidity sensor between Unit and remote Control.
- Be sure to keep all doors open in the basement to help with proper air circulation(Bedrooms,Bathrooms,etc.)

## INSTALLTION OF A PUREAIRO DSC 90S WITH A SUPPLY AND RETURN KIT



1. Return Grill
2. Remote Control(Mounts on opposite Wall in Finished Area,Energize the sensor on Remote Control)
3. Optional Wall Mount Dehumidistat(mounts on opposite wall in finished area)
4. Supply Grill
5. Supply/Discharge Duct Work
6. Return/Intake Duct Work



## PROVEN PERFORMANCE

The are effective solutions to environmental control problems. The DSC 90S has CE and CETL Approved. With patent for invention protected, the item is in the top range list of energy efficient products. As the unique design compared with others,we have the humidity sensor in bypass air design which make the short-cycling go away and have quick access to pump and main board. Customers can do it by themselves and service become easy. Preassembly makes the installation process simple, thereby it reduces the overall installation and project cost.

This Unit is equipped with a "Hot Gas" defrosting system, which ensures a quick and efficient clearing of ice from the coil under a minimum operating temperature of 2°C. DSC 90S removes maximum 90 L of water per day (AHAM) while draws only 3.95amps, DSC 90S Dehumidifiers is one of the smallest, lightest and most powerful dehumidifiers on the market. DSC 90S is leading the industry by introducing epoxy coated coils. This new feature will extend the life of the coils, provide protection in corrosive environments and maintain the coil's heat transfer ability over the life of the coil.

### FEATURES

CE,CETL	✓
Compressor Type	Rotary
More Thorough, And More Quick	✓
Ducting options	✓
Condensate Pump	✗
Auto Defrosting	✓
Easy handling	✓
Water Full protection	✓
Environmental R4 10A Refrigerant	✓
Automatic humidistat control	✓
Memory Starting	✓
Epoxy Powder Coating	✓
Continuous Model	✓
HVAC Remote System	✓
Remote Control	✓
Low Temperature	✓
Bypass Air sensor	✓

### SPECIFICATIONS

Power	220V / 50HZ
Current	3.95A (220v/50Hz)
COP	3.25 L/Kwh (220V / 50Hz)
Size For	Up to 2600 sq.ft.
Filter	Clean Air Filter , HEPA , Merve-8
Air flow	210 CFM , 350 CMH
Sound Pressure Level	< 58DBA
Refrigerant	R410A
Feet	Adjustable Feet
Defrosting Control System	Auto Defrosting
Functioning Temperature Range	2 ~ 39 C
Functioning Humidity Range	35 ~ 90%
Capacity	90 L (160 ppd/D)
Weight	78.0lbs (35.5 KG)
Dim(LxWxH)	23.2 x 15.2 x 17.7in (590 x 388 x 450mm)